Tipo 1

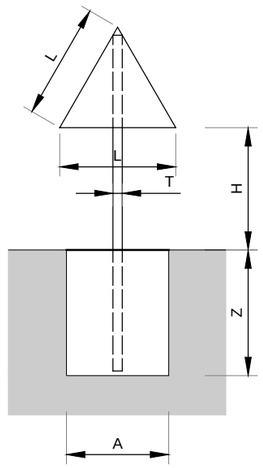

Tipo 2

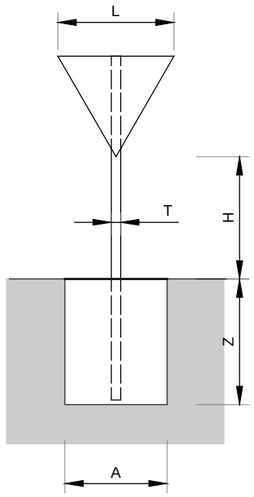

Tipo 3

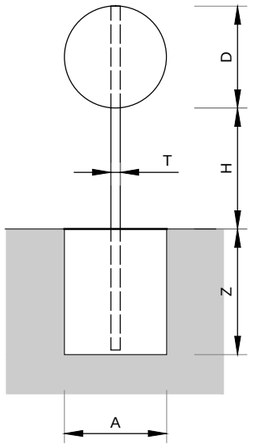

Tipo 4

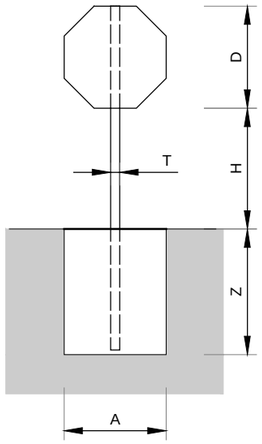

Tipo 5

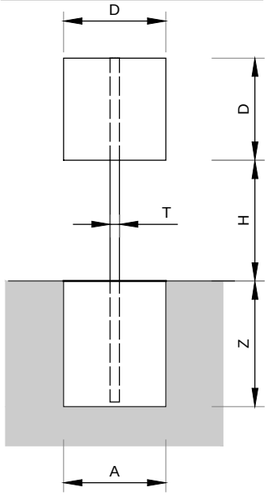

Tipo 6

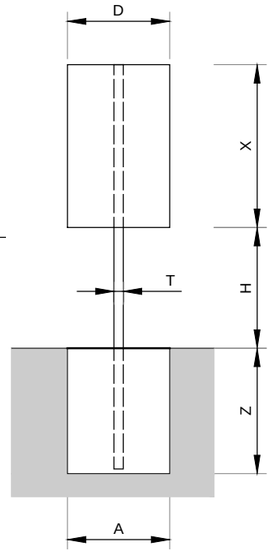

Tipo 7

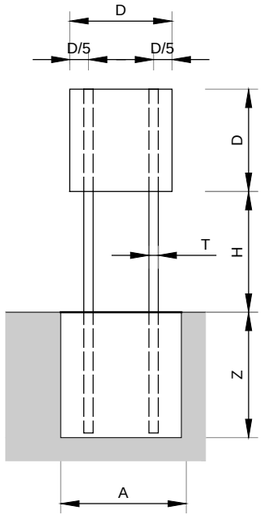

Tipo 8

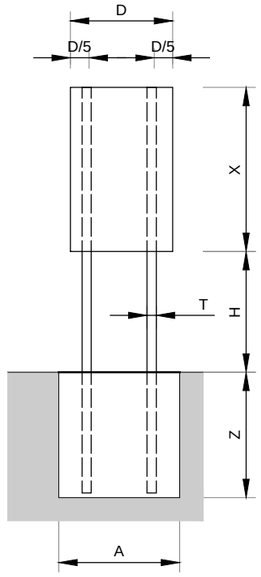

Perfil

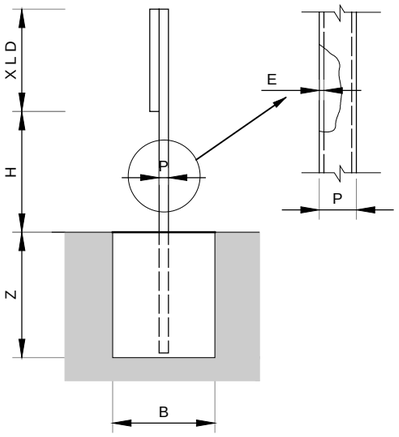

Serie A

L=1750

D=1200

X=1800

Serie B

L=1350

D=900

X=1350

Serie C

L=900

D=600

X=900

Señales serie B.

Señal Tipo	Altura (m.)	Medidas del tubo (mm) T	P	E	Medidas cimentación (m.) A	B	Z
1	1.50	100	50	3	0.60	0.40	0.70
	1.70	100	50	3	0.65	0.40	0.70
	1.90	100	50	3	0.70	0.40	0.70
	2.10	100	60	3	0.75	0.50	0.70
	2.30	100	60	3	0.80	0.50	0.70
	2.50	100	60	3	0.55	0.40	0.80
2	1.50	100	50	3	0.70	0.40	0.70
	1.70	100	60	3	0.75	0.50	0.70
	1.90	100	60	3	0.80	0.50	0.70
	2.10	100	60	3	0.55	0.40	0.80
	2.30	100	60	3	0.60	0.40	0.80
	2.50	100	60	3	0.65	0.40	0.80
3	1.50	100	50	3	0.50	0.40	0.70
	1.70	100	50	3	0.55	0.40	0.70
	1.90	100	50	3	0.55	0.40	0.70
	2.10	100	50	3	0.60	0.40	0.70
	2.30	100	50	3	0.65	0.40	0.70
	2.50	100	60	3	0.70	0.40	0.70
4	1.50	100	50	3	0.50	0.40	0.70
	1.70	100	50	3	0.55	0.40	0.70
	1.90	100	50	3	0.60	0.40	0.70
	2.10	100	50	3	0.65	0.40	0.70
	2.30	100	50	3	0.70	0.40	0.70
	2.50	100	60	3	0.70	0.40	0.70
5	1.50	100	50	3	0.60	0.40	0.70
	1.70	100	50	3	0.65	0.40	0.70
	1.90	100	60	3	0.70	0.40	0.70
	2.10	100	60	3	0.75	0.50	0.70
	2.30	100	60	3	0.55	0.40	0.80
	2.50	100	60	3	0.60	0.40	0.80
6	1.50	100	60	3	0.70	0.40	0.80
	1.70	100	60	3	0.75	0.50	0.80
	1.90	120	60	3	0.80	0.50	0.80
	2.10	120	60	3	0.85	0.50	0.80
	2.30	100	80	3	0.90	0.50	0.80
	2.50	100	80	3	0.70	0.40	0.90

Señales serie C.

Señal Tipo	Altura (m.)	Medidas del tubo (mm) T	P	E	Medidas cimentación (m.) A	B	Z
1	1.50	80	40	2	0.40	0.40	0.60
	1.70	80	40	2	0.40	0.40	0.60
	1.90	80	40	2	0.45	0.40	0.60
	2.10	80	40	3	0.50	0.40	0.60
	2.30	80	40	3	0.50	0.40	0.60
	2.50	80	40	3	0.55	0.40	0.60
2	1.50	80	40	2	0.45	0.40	0.60
	1.70	80	40	2	0.45	0.40	0.60
	1.90	80	40	3	0.50	0.40	0.60
	2.10	80	40	3	0.55	0.40	0.60
	2.30	80	40	3	0.55	0.40	0.60
	2.50	80	40	3	0.60	0.40	0.60
3	1.50	80	40	2	0.55	0.40	0.50
	1.70	80	40	2	0.40	0.40	0.60
	1.90	80	40	2	0.40	0.40	0.60
	2.10	80	40	2	0.40	0.40	0.60
	2.30	80	40	2	0.45	0.40	0.60
	2.50	80	40	2	0.45	0.40	0.60
4	1.50	80	40	2	0.55	0.40	0.50
	1.70	80	40	2	0.40	0.40	0.60
	1.90	80	40	2	0.40	0.40	0.60
	2.10	80	40	2	0.45	0.40	0.60
	2.30	80	40	2	0.45	0.40	0.60
	2.50	80	40	3	0.50	0.40	0.60
5	1.50	80	40	2	0.40	0.40	0.60
	1.70	80	40	2	0.45	0.40	0.60
	1.90	80	40	2	0.45	0.40	0.60
	2.10	80	40	3	0.50	0.40	0.60
	2.30	80	40	3	0.55	0.40	0.60
	2.50	80	40	3	0.55	0.40	0.60
6	1.50	80	40	3	0.65	0.40	0.60
	1.70	100	50	3	0.45	0.40	0.70
	1.90	100	50	3	0.50	0.40	0.70
	2.10	100	50	3	0.50	0.40	0.70
	2.30	100	50	3	0.55	0.40	0.70
	2.50	100	50	3	0.60	0.40	0.70

AJUNTAMENT DE Paterna
OFICINA TECNICA MUNICIPAL

ARQUITECTO MUNICIPAL :
DIR. TEC. AREA DE INFRAESTRUCTURAS
D. JOSE LUIS PASTOR BONO

ARQUITECTA TECNICA MUNICIPAL :
JEFA SECCION DE VIAS Y OBRAS
Dª. SALES HERNANDEZ MATEO

ESCALA :

PROYECTO DE :
DETALLES, SECCIONES Y ELEMENTOS DE URBANIZACIÓN

PLANO DE :
DETALLES SEÑALIZACIÓN VIAL VERTICAL

FECHA :
Enero de 2022

Nº PLANO :
022.F.DT.VP - 24

A3